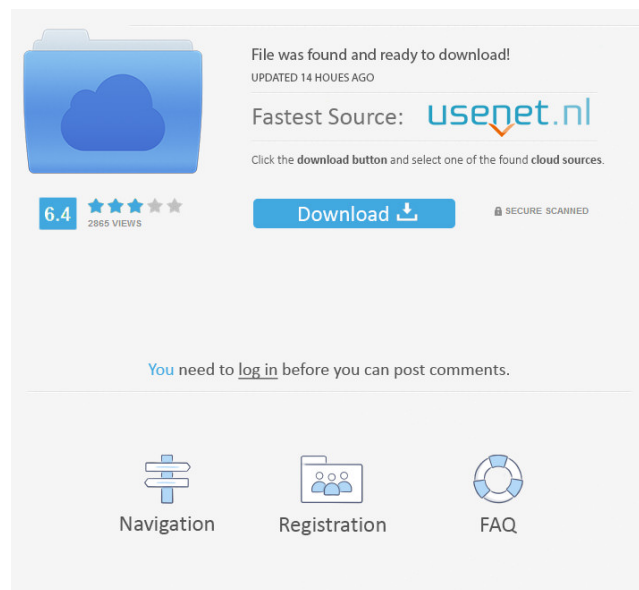

AutoCAD Crack


Download





File was found and ready to download!
UPDATED 14 HOURS AGO

Fastest Source: [usenet.nl](#)

Click the **download button** and select one of the found **cloud sources**.

6.4  2865 VIEWS

[Download](#)   SECURE SCANNED

You need to [log in](#) before you can post comments.

[Navigation](#) [Registration](#) [FAQ](#)

AutoCAD Crack+ Download 2022 [New]

AutoCAD Crack Mac has won several awards from Computerworld, Popular Science, Engineering News-Record, and other industry magazines. A regular review by PC World magazine has named AutoCAD the best commercial CAD program for the past 12 years. CAD designers and drafters use AutoCAD to create 2D and 3D drawings. AutoCAD is used in the building, construction, and engineering industries. AutoCAD is also a core component of AutoCAD LT, a free, personal-use version of AutoCAD. AutoCAD LT lacks some features found in AutoCAD. History AutoCAD was first released in December 1982 as a desktop app running on microcomputers with internal graphics controllers. Before AutoCAD was introduced, most commercial CAD programs ran on mainframe computers or minicomputers, with each CAD operator (user) working at a separate graphics terminal. The first version of AutoCAD was designed specifically for Hewlett-Packard (HP) Deskpro line of desktop microcomputers that used the HP MOS graphics chipset. HP required the MOS chipset for compatibility with HP's spreadsheet-based computer system, Multitable. When the first version of AutoCAD was released, HP and Autodesk made all the HP Deskpro computers and related software and tools available to users through their direct sales channel, and Autodesk made available all the first version of AutoCAD for free to HP Deskpro users. In 1983, all Deskpro users were connected into a common HP Network, HPNET. This HPNET supported all HP Deskpro machines in a single network, allowing users to transfer files, print, and print-copy from one machine to another. This single network made it easier to share data among users in the same company, and it was also easier to connect to a network-shared system than to individual terminals. Around the time of AutoCAD 1.0, HP modified the graphics hardware and removed the requirement for MOS graphics chipset. In 1984, the first version of AutoCAD for IBM PC computers was released. IBM and Autodesk gave this version away free to users of the IBM PC, and Autodesk introduced AutoCAD to the personal-use market at no cost. A year later, in 1985, Autodesk introduced the first version of AutoCAD for Apple Macintosh computers. AutoCAD for the Macintosh was designed to be compatible

AutoCAD Crack + Free Download For PC (Final 2022)

See also Comparison of CAD editors for AutoCAD Product Key List of CAD editors List of vector graphics editors List of free and open-source vector graphics editors List of software packages used in architecture Comparison of CAD editors for AutoCAD Crack List of CAD software List of 3D modeling packages Comparison of CAD software References External links Category:Computer-aided design software Category:Autodesk Category:CAD software Category:Free CAD software Category:Windows-only software Category:2015 software Category:Proprietary commercial software for Linux Category:Proprietary cross-platform softwareQ: How to cancel Drag and drop operation in Adobe AIR I am using Drag and drop in my AIR application. The problem I am facing is that when I stop dragging, the script goes into an infinite loop. I am using this code: `MouseEvent.MOUSE_LEAVE(event, nativeMouseEvent); MouseEvent.MOUSE_MOVE(event, nativeMouseMove); MouseEvent.MOUSE_ENTER(event, nativeMouseEvent); MouseEvent.MOUSE_DOWN(event, nativeMouseDown); MouseEvent.MOUSE_UP(event, nativeMouseEvent); MouseEvent.MOUSE_OVER(event, nativeMouseEvent); MouseEvent.MOUSE_OUT(event, nativeMouseEvent);` As the documentation says, If you are implementing the AIR API, you should implement this method to handle the `MOUSE_OUT` event, and optionally the `MOUSE_OVER` and `MOUSE_DOWN` events. AIRs `MOUSE_OUT` event should only be fired when the mouse pointer is over the component and the `MOUSE_OVER` and `MOUSE_DOWN` events should be ignored as normal. It seems my implementation is correct but I am getting this message in the output log: 5b5f913d15

AutoCAD With Key Free [Mac/Win]

Select a file to export. In case of Autocad, you need to export in rfa file format. Now click on Export option. Now you need to decide the location in which you want to save the autocad file. Once you save the file, click OK. You can test the program using keygen. Congratulations! Your file is ready to be exported to Autocad. Hope this will help you. Q: Why does emacs start an inferior shell if I execute an interactive command? When I execute any Emacs command that prompts for input, Emacs spawns an inferior shell. It seems to do this only if the shell command is interactive, e.g. `$ /bin/echo 'foobar'` But the following are all processed normally by Emacs: `$ /bin/echo -n 'foobar'` `$ /bin/echo 'foobar'` `$ emacs $ emacs -nw` What's going on here? How can I configure Emacs not to spawn an inferior shell when I execute a command? A: Emacs checks the return value of the command before trying to execute it. If the return value is non-zero, Emacs will output a list of available options for the shell, then wait for the user to type in an option. If the command does return a value, and Emacs is configured not to show the output of interactive commands, you should get a warning message in the echo shell. If you see this, it's likely that Emacs knows the command is interactive. If you want to make Emacs not use the shell, you can set the variable `shell-file-name` to a value other than `"/bin/sh"`. By the way, this is the same behavior as any other interactive program. It's not specific to Emacs, and the interactive shell (the one that displays the prompt, not the shell that executes commands) is not what Emacs spawns. You could also make your `/bin/echo` command not require an argument; you would not be prompted for anything, and the shell would not be spawned. It would be executed like so: `$ /bin/echo` If you want Emacs not to create an inferior shell, just make a new interactive shell. Make it named `-` so that Emacs thinks it's in an interactive shell; your shell is already interactive. Then you can make a link to this shell from `/bin/`

What's New in the AutoCAD?

Drawing templates for laser cutting: Add top- and bottom layers to your designs. Create a template with a unique drawing style for laser cutting. (video: 1:19 min.) Raster-to-vector drawing support: Raster drawings of your designs can be converted to vector drawings. (video: 1:20 min.) Workshop workflow in AutoCAD: New additions and new features to improve your day-to-day work. (video: 1:01 min.) Markup Assist +: An automatic and intelligent assistant. Markup Assist now uses machine learning to automatically perform design tasks based on your drawing and the most commonly used commands. (video: 1:06 min.) Laser cutting: Import your designs in vector format and create laser cutting templates that add a unique look and feel to your work. (video: 1:10 min.) New model and composite functions: Add, duplicate, delete, reflect, bend, or rotate your models with the new tools. (video: 1:03 min.) Markup assistant +: An intelligent and useful companion, now available as an Add-on. Markup Assist provides you with on-screen step-by-step instructions when you move your cursor over the tool icons. (video: 1:02 min.) Fast Office: Quickly switch between your drawings and Office applications. (video: 1:10 min.) New pages and themes: A new home page for easier navigation and a new digital version of the original 1998 publication. (video: 1:02 min.) Video: More information about AutoCAD 2023: Did you know? Almost every aspect of AutoCAD can be customized to your specifications and requirements, but there are two options that must be decided upon before you can customize your own CAD experience. The first option is called the "workplace setting" and the second option is called the "personal settings." The workplace setting enables you to choose your font, size, line spacing, color scheme, and so on, for all drawings, all tables, all lists, and all text. The personal settings enable you to customize your AutoCAD workspace to your individual preferences. This includes font, color scheme, line spacing, and so on, for all drawings, all

System Requirements:

- Windows XP (with Service Pack 3) - Minimum of 1 GB RAM - Recommended Windows Vista or later When you register, you are saving your progress to the cloud! Play Single Player or Online - You can play against another player in the same area (LAN) or online. - You can play on the server or on a random server. - You can play single player or online. - You can

<https://csermoocf6ext.blog/2022/06/07/autocad-crack-free-license-key-free-2022-latest/>
<https://yooyi.properties/wp-content/uploads/2022/06/jaykdar.pdf>
<http://fotoluki.ru/wp-content/uploads/2022/06/staclati.pdf>
https://blacksocially.com/upload/files/2022/06/75zJTs5FMUqq8MV5NZdl_07_02ce7e1946e56bc0bdf7fdbc558455f_file.pdf
<http://www.chandabags.com/autocad-crack-free-license-key-download-april-2022/>
<https://vithinhle.com/luu-tru/2264>
<https://arlingtonliquorpackagestore.com/autocad-crack-with-key-for-windows-2022/>
<http://bestoffers-online.com/?p=7392>
<https://buycoffeemugs.com/autocad-keygen-download/>
<http://www.kitesurfingkites.com/wp-content/uploads/AutoCAD-2.pdf>
<https://dialog1918.ru/wp-content/uploads/2022/06/abrfa.pdf>
<https://chgeol.org/wp-content/uploads/2022/06/AutoCAD-17.pdf>
<https://louispara.com/?p=9846>
<https://luxurygamingllc.com/wp-content/uploads/2022/06/AutoCAD-16.pdf>
https://ictlife.vn/upload/files/2022/06/NgCMGRlzb71bapzoF3K3_07_02ce7e1946e56bc0bdf7fdbc558455f_file.pdf
<https://astrioscosmetics.com/wp-content/uploads/2022/06/jamfayg.pdf>
<https://wakelet.com/wake/HN8K8FRvFhdYSgdax8jNi>
<https://afternoon-beyond-65752.herokuapp.com/jahimm.pdf>
<https://recreovirales.com/autocad-crack-lifetime-activation-code-3264bit/>
<https://virtualanalytics.ai/autocad-2021-24-0-crack-registration-code-free-download-2022/>